



# Zecks Power Co., Ltd.

2F, NO.111-33, Sec. 4, San Ho Rd., San Chung City, Taipei, Taiwan, R.O.C.  
Tel•886-2-22870818 Fax• 886-2-22801351 E-mail• [zecks@tpts4.seed.net.tw](mailto:zecks@tpts4.seed.net.tw)

## SPECIFICATION of 1U INDUSTRIAL POWER SUPPLY • ATX TYPE •

⊗ ATX 12V For Pentium 4 ⊗

**Model No. ZKS-200ATX-1U**

With Auto Switching P.F.C  
Active Power Factor Correction

•Total Wattage 200W•

Prepared By	Designed By	Approved By	Issued By

1.0 INPUT :

1.1



1.2

1.3 INRUSH CURRENT

Limited to 45A cold start, 70A warm measured at 132Vrms

1.4 EFFICIENCY

The power supply is a minimum of 99% efficient under typical load. The "Energy Star" efficiency of the power supply is a minimum of 50% when the AC input power is 30W.

2.0 OUTPUT :

VOLTAGE	+3.3V	+5V	+12V	-5V	-12V	+5Vsb
Max. Load	10A	20A	8A	0.5A	1A	2.0A
Min. Load	1.5A	2.5A	0.5A	0A	0A	0A
Line Regulation	1%	1%	1%	2%	2%	1%
Load Regulation	5%	5%	5%	10%	10%	5%
Cross Regulation	5%	5%	5%	10%	10%	5%
Ripple & Noise	50mV	50mV	50mV	120mV	120mV	50mV



(+3.3V & +5V total 100W Max.)

Peak surge current 15sec. max. Add 0.1uF and 22uF tantalum capacitors should be put across output terminals during ripple & noise test. The oscilloscope bandwidth is set at 20 MHz coaxial probe will be used to measure it.

2.1 HOLD-UP TIME

The power supply will maintain output regulation despite a loss of a minimum of 16ms while under full load. Test to be performed at nominal input voltage.

2.2 POWER GOOD SIGNAL

A "power good" signal is asserted by the supply to indicate that the +5VDC output is within regulation limits.

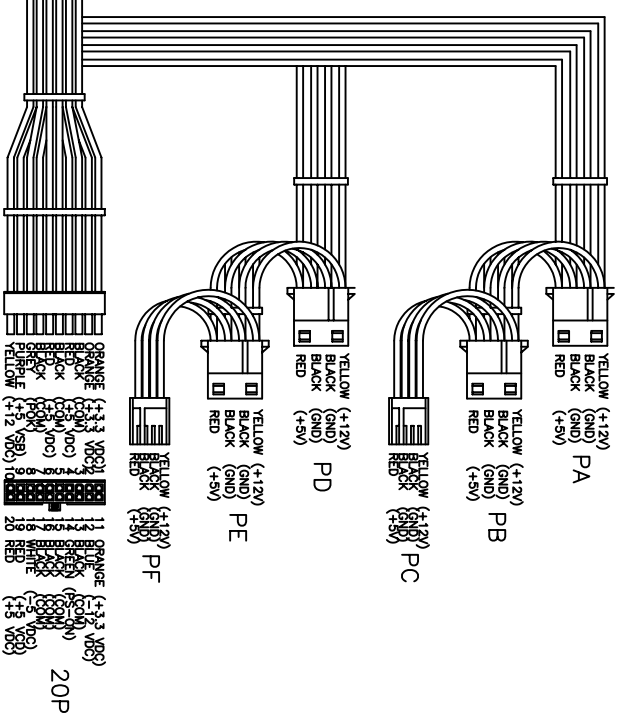
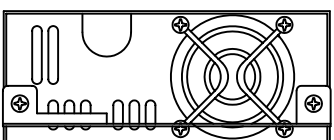
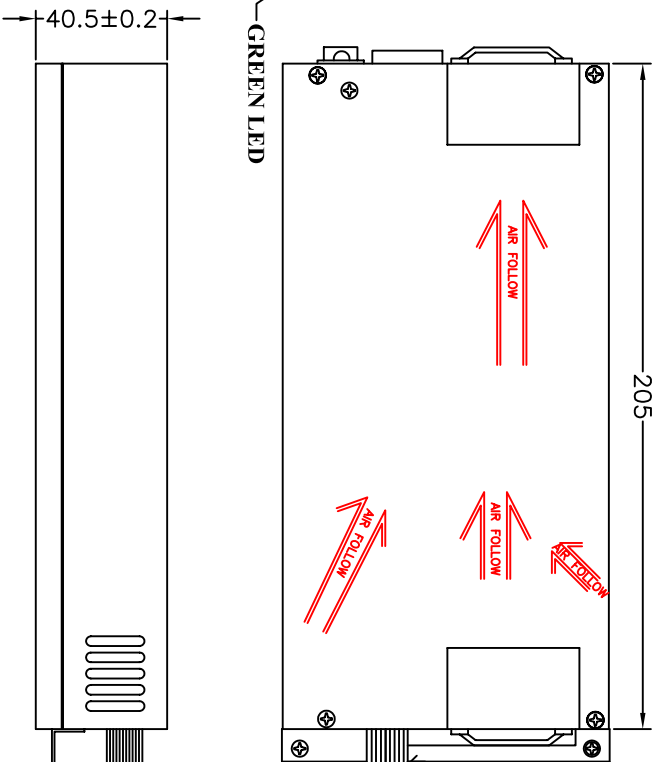
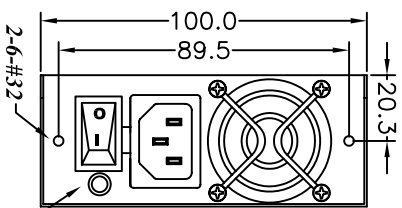

3 PROTECTION :

3.1 OVER CURRENT PROTECTION


Overload currents applied to the +5V and +12V outputs will cause the power supply to latch at 130% - 150% of rated output power.

3.2 OVER VOLTAGE PROTECTION

The power supply prods latch-mode over-voltage protection as defined below:



**Zeck's Power Co., Ltd.**



REV:1 新版發行。

MATERIAL

CHECKED DRAWN

DESCRIPTION	UNIT	MM	APPROVED	CHECKED	DRAWN
PART NO.	SCALE	NON			
MODEL	TOLERANCE				